




D**DIAMOND**from our
ENTRANCE & TRANSITION AREA RANGE

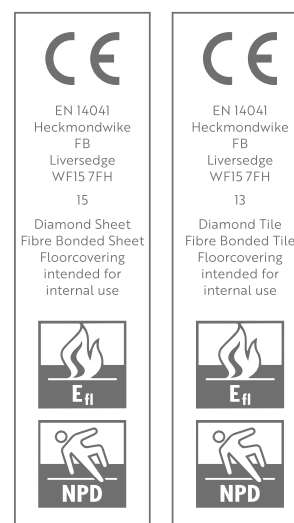
DIAMOND

MADE IN THE UK. MADE TO LAST.

Specification

PRODUCT	Diamond Heavy Contract Entrance Area Carpet and Tiles
FIBRE CONSTRUCTION	85% Polypropylene, 15% Recycled Polyester
WEIGHT	2550gm metre ² (Sheet), 4400gm metre ² (Tile)
THICKNESS	10.50mm (Sheet), 11mm (Tile)
ROLL WIDTH	 2 metre (Rubber Waffle)
TILE SIZE	 50cm x 50cm (Tiles are Bitumen backed)
COLOUR FASTNESS	Light (BS EN ISO 105:B02) >6 Wet Rubbing (BS EN ISO 105:B01) 5 Dry Rubbing (BS EN ISO 105:X12) 5
FLAMMABILITY	(BS6307) Methenamine Pill Test - Pass
BS EN 13501	Euroclass E _{fl} (Sheet) Euroclass E _{fl} (Tile)
INSTALLATION	 Before laying Diamond, tiles should be allowed to condition for 24 hours at the expected temperature and humidity levels. Diamond tiles should be laid rotationally, alternating the direction of the tiles through 90°. For details of subfloor preparation and a full guide to installation visit: www.heckmondwike-fb.co.uk
ADHESIVE GUIDE	Sheet carpet should be fully adhered with F Ball's F3 or Bostik Laybond Carpet Adhesive. For tiles, use Tackifier F41 or Bostik Laybond Carpet Tile Tackifier.
MAINTENANCE	To achieve maximum life expectancy, it is essential to initiate a maintenance schedule from the date of installation. A full guide to cleaning & maintenance is available at: www.heckmondwike-fb.co.uk

PLEASE NOTE: For technical reasons, as with all textile materials, it is not possible to colour match from different batches. Orders that need to colour match should be placed at the same time. Production may, therefore, show variations to the sample card. Heckmondwike reserves the right to change or modify product specifications without giving prior notice.

**BCFA**